

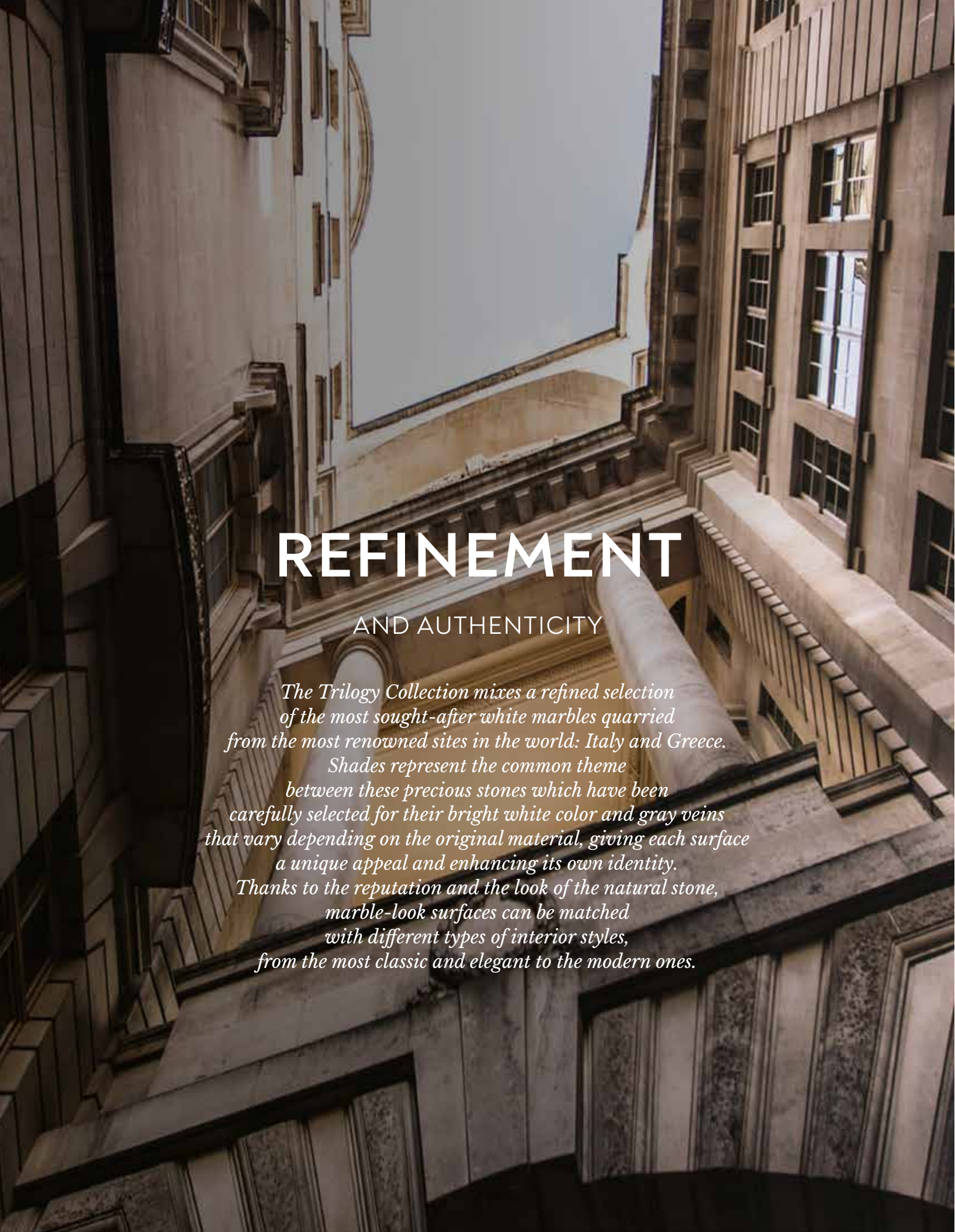
trilogy





trilogy

- INSPIRED BY THE MOST SOUGHT-AFTER WHITE MARBLES
- VERSATILE AND ELEGANT
- BRIGHT WHITE COLOR AND RICH VARIATION IN SHADES
- SUITABLE FOR DIFFERENT TYPES OF INTERIOR STYLES



REFINEMENT

AND AUTHENTICITY

The Trilogy Collection mixes a refined selection of the most sought-after white marbles quarried from the most renowned sites in the world: Italy and Greece. Shades represent the common theme between these precious stones which have been carefully selected for their bright white color and gray veins that vary depending on the original material, giving each surface a unique appeal and enhancing its own identity. Thanks to the reputation and the look of the natural stone, marble-look surfaces can be matched with different types of interior styles, from the most classic and elegant to the modern ones.

trilogy

Colors



VOLAKAS ROYAL



CARRARA CLASSIC



CALACATTA

Shade variation



VOLAKAS ROYAL



CARRARA CLASSIC

COLORED BODY PORCELAIN TILE



CALACATTA



trilogy

Trilogy Calacatta 23⁵/₈"x47¹/₄" - 60x120 cm

Trilogy Calacatta Arabesque Mosaic 13"x12⁵/₈" - 33x32 cm

trilogy

trilogy

Trilogy Calacatta 23⁵/₈"x47¹/₄" - 60x120 cm
Trilogy Calacatta Arabesque Mosaic 13"x12⁵/₈" - 33x32 cm



trilogy

Trilogy Volakas Royal 23⁵/₈"x47¹/₄" - 60x120 cm
Trilogy Volakas Royal Cove Base 6"x12" - 15x30 cm



trilogy

Trilogy Volakas Royal 23⁵/₈"x47¹/₄" - 60x120 cm
Trilogy Volakas Royal Cove Base 6"x12" - 15x30 cm

trilogy



trilogy

Trilogy Carrara Classic $11\frac{3}{4}'' \times 23\frac{5}{8}''$ - 30x60 cm
Trilogy Carrara Classic Bullnose $3'' \times 24''$ - 7.2x60 cm
Trilogy Carrara Classic Mosaic $11\frac{3}{4}'' \times 11\frac{3}{4}''$ - 30x30 cm
Trilogy Chevron Mix Mosaic $14\frac{1}{8}'' \times 9\frac{7}{8}''$ - 36x25 cm

trilogy

Trilogy Carrara Classic $11\frac{3}{4}'' \times 23\frac{5}{8}''$ - 30x60 cm
Trilogy Carrara Classic Bullnose $3'' \times 24''$ - 7.2x60 cm
Trilogy Carrara Classic Mosaic $11\frac{3}{4}'' \times 11\frac{3}{4}''$ - 30x30 cm
Trilogy Chevron Mix Mosaic $14\frac{1}{8}'' \times 9\frac{7}{8}''$ - 36x25 cm





Compliant with standards ANSI A137.1-2022

SIZE

11³/₄" x 23⁵/₈" - 30 x 60 cm
23⁵/₈" x 47¹/₄" - 60 x 120 cm

THICKNESS

9 mm

FINISH

MATTE



TRIOLOGY VOLAKAS ROYAL
11³/₄" x 23⁵/₈" - 30x60 cm
610010003032



TRIOLOGY CARRARA CLASSIC
11³/₄" x 23⁵/₈" - 30x60 cm
610010003033



TRIOLOGY CALACATTA
11³/₄" x 23⁵/₈" - 30x60 cm
610010003034



TRIOLOGY VOLAKAS ROYAL
23⁵/₈" x 47¹/₄" - 60x120 cm
610010003035




TRIOLOGY CARRARA CLASSIC
23⁵/₈" x 47¹/₄" - 60x120 cm
610010003036



TRIOLOGY CALACATTA
23⁵/₈" x 47¹/₄" - 60x120 cm
610010003037


MOSAICS & DECORS



TRIOLOGY VOLAKAS ROYAL MOSAIC
11³/₄" x 11³/₄" - 30x30 cm
610110000585



TRIOLOGY CARRARA CLASSIC MOSAIC
11³/₄" x 11³/₄" - 30x30 cm
610110000586



TRIOLOGY CALACATTA MOSAIC
11³/₄" x 11³/₄" - 30x30 cm
610110000587

MOOD



TRIOLOGY VOLAKAS ROYAL CHEVRON MOSAIC
14¹/₈" x 9⁷/₈" - 36x25 cm
610110000589



TRIOLOGY CARRARA CLASSIC CHEVRON MOSAIC
14¹/₈" x 9⁷/₈" - 36x25 cm
610110000590



TRIOLOGY CALACATTA CHEVRON MOSAIC
14¹/₈" x 9⁷/₈" - 36x25 cm
610110000591



TRIOLOGY CHEVRON MIX MOSAIC*
14¹/₈" x 9⁷/₈" - 36x25 cm
610110000592



TRIOLOGY VOLAKAS ROYAL ARABESQUE MOSAIC
13" x 12⁵/₈" - 33x32 cm
610110000593






TRIOLOGY CARRARA CLASSIC ARABESQUE MOSAIC
13" x 12⁵/₈" - 33x32 cm
610110000594

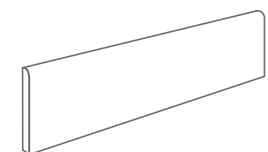


TRIOLOGY CALACATTA ARABESQUE MOSAIC
13" x 12⁵/₈" - 33x32 cm
610110000595


* Chevron Mix Mosaic includes Carrara Classic & Reflex Night

COORDINATING TRIMS

	Bullnose	Cove base
 TRIOLOGY VOLAKAS ROYAL	610130004696	610130004699
 TRIOLOGY CARRARA CLASSIC	610130004697	610130004700
 TRIOLOGY CALACATTA	610130004698	610130004701



Bullnose
3" x 24" - 7.2x60 cm



Cove base
6" x 12" - 15x30 cm - 8.5mm



Compliant with standards ANSI A137.1-2022



SIZE

11^{3/4}" x 23^{5/8}" - 30 x 60 cm
23^{5/8}" x 47^{1/4}" - 60 x 120 cm

THICKNESS

✂ 9 mm

FINISH

matte



V3 MODERATE VARIATION

While the colors and/or texture present on a single piece of tile will be indicative of the colors and/or texture to be expected on the other tiles, the amount of colors and/or texture on each piece may vary significantly. It is recommended that the range be viewed before selection.

FIELD TILES

Available in all colors

Commercial size (in)	Nominal size (in)	Thickness (mm)	Finish	Rectified edge
12" x 24"	11 3/4" x 23 5/8"	9 mm	Matte	-
24" x 48"	23 5/8" x 47 1/4"	9 mm	Matte	Yes

MOSAICS

AND COORDINATING TRIMS

Available in all colors

Commercial size (in)	Nominal size (in)	Thickness (mm)	Finish
Mosaic	11 3/4" x 11 3/4"	9 mm	Matte
Chevron Mosaic	14 1/8" x 9 7/8"	9 mm	Matte
Arabesque Mosaic	13" x 12 5/8"	9 mm	Matte
Bullnose 3" x 24"	2 7/8" x 23 5/8"	9 mm	Matte
Cove Base 6" x 12"	5 7/8" x 11 3/4"	8.5 mm (*)	Matte

Please refer to caliber chart for work sizes. Close joints are not recommended. (*): Cove Base thickness is 7 mm on flat top part.

PERFORMANCE & FEATURES

PROPERTY	ASTM TEST METHOD	PORCELAIN TILE SPECIFICATION				
		Calibrated		Rectified		
		Minimum	Maximum	Minimum	Maximum	
REGULARITY CHARACTERISTICS	Nominal Size	-3.00%	3.00%	-3.00%	2.00%	Compliant
	Caliber Range (Variation from average facial dimension of sample)	-0.50% or -0.08 in (-2.0 mm) (*)	0.50% or 0.08 in (2.0 mm) (*)	-0.25% or -0.03 in (-0.8 mm) (*)	0.25% or 0.03 in (0.8 mm) (*)	Compliant
	Thickness ⁽¹⁾	N/A	Range: 0.40 in (1.02 mm)	N/A	Range: 0.40 in (1.02 mm)	Compliant
Wedgeing	ASTM C502	-0.50% or -0.08 in (-2.0 mm) (*)	0.50% or 0.08 in (2.0 mm) (*)	-0.25% or -0.03 in (-0.8 mm) (*)	0.25% or 0.03 in (0.8 mm) (*)	Compliant
WARPAGE CHARACTERISTICS	Warpage Edge	-0.75% or -0.09 in (-2.3 mm) (*)	0.75% or 0.09 in (2.3 mm) (*)	-0.40% or -0.05 in (-1.3 mm) ⁽²⁾ or -1.8 mm ⁽³⁾ (*)	0.40% or 0.05 in (1.3 mm) ⁽²⁾ or 1.8 mm ⁽³⁾ (*)	Compliant
	Warpage Diagonal	-0.50% or -0.08 in (-2.0 mm) (*)	0.50% or 0.08 in (2.0 mm) (*)	-0.40% or -0.07 in (-1.8 mm) (*)	0.40% or 0.07 in (1.8 mm) (*)	Compliant
ALL PORCELAIN TILES						
STRUCTURAL CHARACTERISTICS	Water Absorption	ASTM C373	≤ 0.5%		≤ 0.5%	
BULK MECHANICAL CHARACTERISTICS	Breaking Strength	ASTM C648	Average ≥ 250 lbf. (1.11 kN) Individual ≥ 225 lbf. (1.00 kN)		≥ 350 lbf. avg	
PHYSICAL PROPERTIES	Bond Strength	ASTM C482	≥ 50 psi (0.34 Mpa)		≥ 100 psi	
THERMAL AND IGROMETRIC CHARACTERISTICS	Resistance to Freeze/Thaw Cycling	ASTM C1026	As Reported		Resistant	
CHEMICAL CHARACTERISTICS	Chemical Resistance	ASTM C650	As Reported		Unaffected	
	Stain Resistance	ASTM C1378	As Reported		Unaffected	
SAFETY CHARACTERISTICS	Dynamic coefficient of friction ⁽⁴⁾	ANSI A326.3	Requires a minimum value of 0.42 for commercial areas that are likely to be wet		> 0.42 Wet	

(*) Whichever is less

(1) May not apply to textured surfaces or tiles with uneven back patterns.

(2) Whichever is less, for tiles up to 24"x24" (610 mm x 610 mm).

(3) Applies to tiles larger than 24"x24" (610 mm x 610 mm).

(4) For updated manufacturer classification, according to ANSI A326.3 Section 4 - "Product Use Categories", please refer to our website.

For more details please see the catalogue or visit atlasconcordeusa.com
The Health Product Declaration® logo is a registered trademark of HPD Collaborative.



Scan to learn more

